



<b>Submittal Data</b> <b>Sheet</b> <b>SD100</b>	<b>EFFECTIVE</b> <b>6/29/15</b>
---	------------------------------------



Single Speed

3-Speed

Wet-rotor, maintenance free, circulating pumps

- |     |      |
|-----|------|
| AM2 | AM7  |
| AM3 | AM10 |
| AM5 | AMR  |
| AM6 |      |

SUBMITTAL DATA APPROVAL	
For: _____	
Job: _____	
Date Submitted: _____	By: _____
Date Approved: _____	By: _____
Model Number: _____	Quantity: _____
Model Number: _____	Quantity: _____
Model Number: _____	Quantity: _____
Model Number: _____	Quantity: _____



## Single speed and 3-speed, stainless, bronze and cast iron, circulators with patented serviceable Green Eco Replacement Cartridge™

### Features:

The revolutionary "Green Eco Cartridge™ Design" is the heart of the circulator and contains all moving parts. It has the only field replaceable and field serviceable cartridge on the market. In case of failure, competitive manufacturers have to replace their entire cartridge, motor assembly or pump, increasing the foot print on the environment and doubling the cost to the consumer. With our pump, pull out the rotor assembly, flush the cartridge with water and reinstall it. Simple, cost effective, patented. Patent No. 8,083,500 and No. US 8.303.184 B1.

### SPECIFICATIONS

- Maximum water temperature 110°C/230°F
- Maximum working pressure 125 psi
- Maximum ambient temperature with 230°F fluid is 104°F
- Minimum inlet pressure 2 psi
- Electrical Ratings 120V, 60Hz

\*For addition of 10ft line cord with grounded plug, add "L" at the end of each product number\*

### MATERIALS OF CONSTRUCTION

#### Components

STAINLESS STEEL: Wear ring, bearing support, cartridge sleeve, rotor sleeve, rotor cover

STEEL: Motor housing

ALUMINIM OXIDE CERAMIC: Shaft

CARBON IMPREGNATED: Radial bearings

CAST IRON: Pump housing (volute) (Closed Systems)

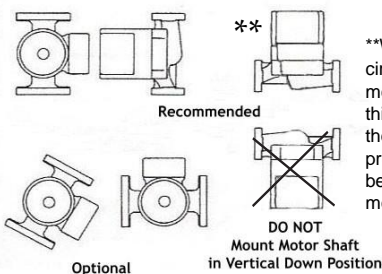
STAINLESS AND LEAD FREE BRASS: Open systems

EP (Ethylene Propylene Rubber): O-ring and gaskets

POLYPROPYLENE: Impeller

Model	Ampere	Connection	Housing Material	Accepts Check Valve	Speed
AM2-RCI	0.25	3/4" NPT	Stainless Steel	-	1
AM3-BE1	0.46	3/4" Sweat	Bronze	-	1
AM3-BC1	0.46	1/2" Sweat	Bronze	-	1
AM3-ST1	0.46	3/4" NPT	Stainless Steel	-	1
AM3-SUEV1	0.46	Union, 3/4" Sweat	Stainless Steel	20mm	1
AM3-SUCV1	0.46	Union, 1/2" Sweat	Stainless Steel	20mm	1
AM5-F1	0.54	Flange, 2 Bolt	Cast Iron	-	1
AM5-FV1	0.54	Flange, 2 Bolt	Cast Iron	25mm	1
AM5-BF1	0.54	Flange, 2 Bolt	Bronze	-	1
AM5-BFV1	0.54	Flange, 2 Bolt	Bronze	25mm	1
AM5-SF1	0.54	Flange, 2 Bolt	Stainless Steels	-	1
AM5-SFV1	0.54	Flange, 2 Bolt	Stainless Steel	25mm	1
AM6-BE1	0.54	3/4" Sweat	Bronze	-	1
AM6-BC1	0.54	1/2" Sweat	Bronze	-	1
AM6-ST1	0.54	3/4" NPT	Stainless Steel	-	1
AM6-SUEV1	0.54	Union, 3/4" Sweat	Stainless Steel	20mm	1
AM6-SUCV1	0.54	Union, 1/2" Sweat	Stainless Steel	20mm	1
AM7-F1	0.6	Flange, 2 Bolt	Cast Iron	-	1
AM7-FV1	0.6	Flange, 2 Bolt	Cast Iron	25mm	1
AM7-BF1	0.6	Flange, 2 Bolt	Bronze	-	1
AM7-BFV1	0.6	Flange, 2 Bolt	Bronze	25mm	1
AM7-SF1	0.6	Flange, 2 Bolt	Stainless Steel	-	1
AM7-SFV1	0.6	Flange, 2 Bolt	Stainless Steel	25mm	1
AMR-3F1	Hi: 0.79 Med: 0.62 Lo: 0.46	Flange, 4 Bolt	Cast Iron	-	3
AMR-3FV1		Flange, 4 Bolt	Cast Iron	25mm	3
AMR-S3F1		Flange, 4 Bolt	Stainless Steel	-	3
AMR-S3FV1		Flange, 4 Bolt	Stainless Steel	25mm	3
AM10-3F1	Hi: 0.75 Med: 0.60 Lo: 0.45	Flange, 4 Bolt	Cast Iron	-	3
AM10-3FV1		Flange, 4 Bolt	Cast Iron	32mm	3
AM10-S3F1		Flange, 4 Bolt	Stainless Steel	-	3
AM10-S3FV1		Flange, 4 Bolt	Stainless Steel	32mm	3

### Mounting Positions



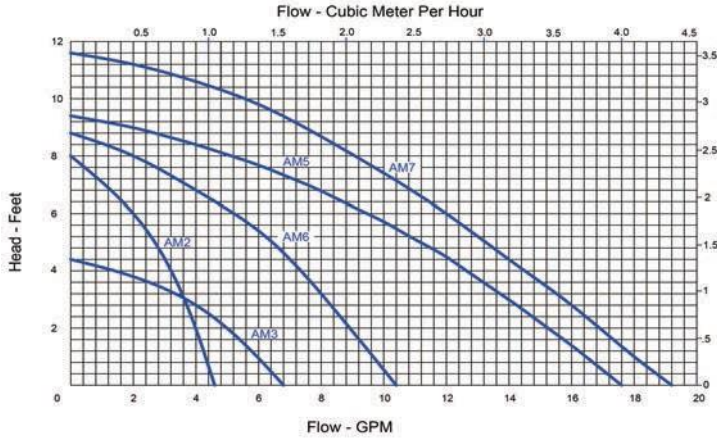
\*\*When the circulator is mounted in this position the system pressure must be 12 psi or more.

DO NOT Mount Motor Shaft in Vertical Down Position

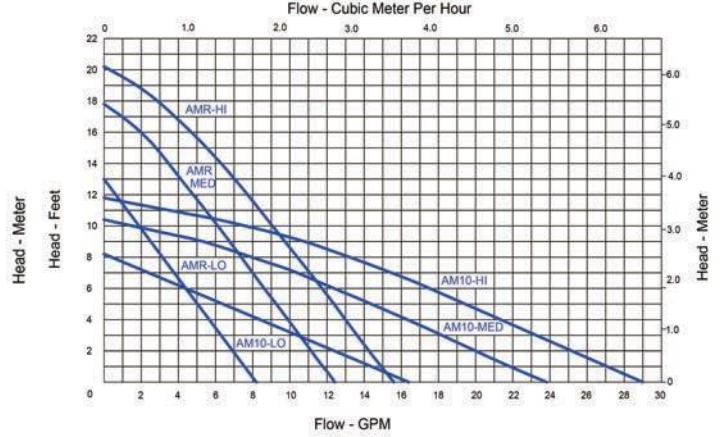
For Indoor Use Only

## PERFORMANCE DATA

### Single Speed Curves



### 3 - Speed Curves



Note: Units with check valves have slightly lower performance. (Curves available upon request)

## PUMP DIMENSIONS & WEIGHT

Model	A		B		C		D		F		G		Ship Wt.	
	in.	mm	in.	mm	in.	mm	in.	mm	in.	mm	in.	mm	Lbs.	Kg
AM2-RC1	5-1/2	140	4-5/8	117	2-3/8	60	3-3/16	81	3-3/8	86	5	127	5.1	2.3
AM3-BE1, AM3, BC1	5-1/2	140	4-5/8	117	2-1/4	57	3-3/16	81	3-3/8	86	4-1/2	114	4.6	2.1
AM3-ST1	5-1/2	140	4-5/8	117	2-3/8	60	3-3/16	81	3-3/8	86	5	127	4.8	2.2
AM3-SUEV1, AM3-SUCV1	5-1/2	140	4-5/8	117	3-1/4	83	3-3/16	81	4-7/8	124	6-13/16	173	5.1	2.3
AM5-F1, AM5-FV1, AM5-SF1, AM5-SFV1	6-5/16	160	4-3/8	111	3-3/16	81	3-3/16	81	4-7/8	124	6-3/8	162	6.6	3.0
AM5-BF1, AM5-BFV1	6-1/8	156	4-3/16	106	3-3/16	81	3-3/16	75	4-5/8	117	6-3/8	162	7.1	3.2
AM6-BE1, AM6-BC1	5-1/2	140	4-5/8	117	2-1/4	57	3-3/16	81	3-3/8	86	4-1/2	114	4.6	2.1
AM6-ST1	5-1/2	140	4-5/8	117	2-3/8	60	3-3/16	81	3-3/8	86	5	127	4.8	2.2
AM6-SUEV1, AM6-SUCV1	5-1/2	140	4-5/8	117	3-1/4	83	3-3/16	81	4-7/8	124	6-13/16	173	4.65	2.3
AM7-F1, AM7-FV1, AM7-SF1, AM7-SFV1	6-5/16	160	4-3/8	111	3-3/16	81	3-3/16	81	4-7/8	124	6-3/8	162	6.6	3.0
AM7-BF1, AM7-BFV1	6-1/8	156	4-3/16	106	3-3/16	81	3-3/16	75	4-5/8	117	6-3/8	162	7.1	3.2
AMR-3F1, AMR-3FV1, AMR-S3F1, AMR-S3FV1	6-1/2	165	4-9/16	116	2-3/4	70	3-3/16	81	4-7/8	124	6-3/8	162	7.6	3.4
AM10-3F1, AM10-3FV1, AM10-S3F1, AM10-S3FV1	6-11/16	170	4-3/4	121	2-3/4	70	3-3/16	81	4-7/8	124	6-3/8	162	7.9	3.6

